

Amphibious Trash Collector System

Dr Bhushankumar Nemade¹, Somil Doshi², Preet Desai³, Aditeya Prajapati⁴, Kiarah Patel⁵, Kiran Maharana⁶

¹ Information Technology Department, Mukesh Patel School of Technology Management and Engineering, Mumbai, India

^{2,3,4,5,6} Information Technology Department, Thakur College of Engineering and Technology, Mumbai, India

Email: ¹bnemade@gmail.com

Abstract

The longstanding problem of trash disposal on roads and in sewage systems in India has resulted in detrimental consequences for the environment. This includes adverse effects on air, water, and soil quality, as well as the presence of unpleasant odors. Given the importance of water resources and soil in sustaining life on Earth, it is critical to address these issues. In this paper, we propose an innovative solution called the Amphibious Trash Collector System, designed to collect aquatic and terrestrial trash. This system is beneficial for removing waste from locations that are hard to reach, such as sewage systems, where human intervention is difficult. Providing a compact, automated system minimizes the need for human involvement. The Amphibious Trash Collector System incorporates remote control functionality, utilizing two propellers for water movement and four motors to navigate on land. These components are controlled by a programmed Arduino, which also incorporates an ultrasonic sensor for distance detection. The YOLO algorithm is used for object detection, allowing the system to identify and move toward the trash. To assess its performance, the proposed trash collector system was evaluated based on metrics such as accuracy, error rate, F1 score, recall, and precision and compared with existing systems while considering time factors. Our research presents the Amphibious Trash Collector System as a viable solution to the problems associated with trash accumulation. Reducing pollution and preserving environmental integrity contribute to a cleaner and healthier ecosystem.

Keywords: Trash Collector, YOLO, AlexNet, R-CNN, ResNet, SSD, Object Detection.

1. Introduction

Substances can be classified as beneficial or harmful and exist in three fundamental states: solid, liquid, and gas. These various forms of substances have the potential to inflict damage on both the environment and human beings. Air, land, and water pollution are among the most widespread and well-known forms of pollution [1]. They discard Industrial and household waste in small water bodies (rivers, lakes, etc.), resulting in water pollution. Water is the fundamental necessity of all life forms on Earth, and in the last century, it has been exploited the most. Lakes and rivers provide fresh water and an ecosystem for other living beings. But the sudden increase in the use of plastic and its disposal in the rivers has led to degradation in water quality and has proved to be a threat to aquatic life. The disposal of beverage cans, non-reusable food packaging, plastic bottles, containers, straws, and Styrofoam cups are among the top polluting agents. As the freshwater on earth is rapidly decreasing, combined with this escalating problem of water pollution, it threatens all forms of life on earth. Every year, more people die due to a freshwater shortage than all other causes combined. When polluted drinking water is drunk, waterborne disease-carrying bacteria and viruses can cause life-threatening infections such as cholera, jaundice, and typhoid [2][3].

Recently, Governments and NGOs have been attempting to manually clean and remove pollution from large and small bodies of water (rivers, lakes, seas, and oceans). Still, it is a very time-consuming and labor-intensive procedure. So, the best alternative to look forward to is a machine that does this work [4]. There is also the problem of waste thrown on the land near the water bodies, which eventually gets into the water bodies. Therefore, as a solution to this problem, we present a dual system

that works on water and land trash collector systems. It operates and collects trash from streams and drainage systems and would also be able to work efficiently on land and collect plastic waste from streets. It is maneuvered remotely using a controller. The system is also lightweight, simple to operate, and carbon neutral due to renewable energy sources [5].

Pollution is categorized into three categories: land, water, and air. The statistical data states that 400 million tons of dangerous waste is produced worldwide. 3.6 hectares of land was destroyed by soil erosion in 2011. Between 4.8 and 12.7 million tons of land-based plastic were reportedly not felicitously segregated and recycled in 2010. 80% of dead birds around us have plastic waste inside their stomach. The earth loses 24 billion tons of topsoil because of soil pollution. Humans dump unwanted waste on land and water bodies. Refrain from neglecting the importance of recycling unwanted waste so that they contribute to reducing the waste from the earth. The water bodies, especially the ocean, have 5.25 trillion particles of plastic trash [6]. The e-waste generated on land is finally deposited in the water body, thus polluting it. Due to such pollution, there was need to clean the waste materials from land, water, and soil. Different types of trash collectors emerged in the market for both land and water bodies [7][12]. Trash collectors, widely used for cleaning water bodies, are trash collecting boats. These boats required high workforce. So, there is a need for portable self-working trash collectors for both land and water. To make the world environment friendly, the prototype has the functionality to collect surface waste like plastic goods and metal cans which float on water [8].

S. Apoorva spoke about the creation of an autonomous garbage collector. It investigates the use of Internet of Things (IoT) technologies in waste management and proposes an autonomous system for garbage collection [9]. Akib A. and colleagues demonstrated an unmanned floating waste collection robot. It discussed the design and implementation of the robot, which can collect floating waste in bodies of water autonomously. This research focuses on technological aspects and difficulties encountered during development [10]. Abdullah S. et al. concentrated on the design and prototype development of portable trash collector boats for small-stream applications. It discusses the boat's considerations, challenges, and implementation for efficient waste collection in narrow water bodies [11]. G. Mittal et al. proposed a SpotGarbage system to address the problem of efficient waste management in public spaces. It combines sensors, data analytics, and mobile applications to enable real-time monitoring and management of garbage cans, thereby optimizing waste collection processes [12]. B Nemade proposed an efficient IoT-based prediction system for water classification based on an adaptive incremental learning framework. It focuses on the creation of an intelligent system capable of accurately classifying water samples based on a variety of parameters, thereby facilitating water quality assessment and management [13]. Saravana Kannan G. et al. demonstrated an automatic garbage separation robot that uses image processing techniques to separate waste. The paper discusses the robot's design, implementation, and experimental evaluation, which uses image analysis algorithms to identify and sort various types of waste[14].

2. Objectives of the Study

The research has several objectives aimed at addressing the critical issue of pollution and finding effective solutions. Firstly, it seeks to comprehensively assess the extent and impact of pollution on a global scale. Through rigorous data analysis and research, the research aims to quantify the scope of pollution, identify its sources, and evaluate its environmental and health effects. This assessment will provide a solid foundation for developing targeted strategies to combat pollution.

Secondly, the research aims to identify key pollutants that contribute to land, water, and air pollution. By examining their chemical composition, sources of emission, and ecological impacts, the research aims to gain a deep understanding of these pollutants. This knowledge will serve as a basis for developing innovative pollution control technologies and approaches.

Thirdly, the research seeks to develop cutting-edge pollution control technologies that are sustainable, efficient, and cost-effective. It aims to explore advanced treatment methods for wastewater and

industrial effluents, design effective air pollution control systems, and investigate new approaches for soil and land remediation. By developing innovative technologies, the research aims to provide practical solutions that can significantly reduce pollution levels.

Furthermore, the research endeavours to evaluate the effectiveness of existing pollution control measures and policies. By critically analyzing the impact of regulations, environmental standards, and enforcement mechanisms, the research aims to identify their strengths and weaknesses. This evaluation will provide valuable insights into areas that require improvement and will inform the development of more robust and effective pollution control measures. The research also places great importance on promoting sustainable practices and behaviour change to reduce pollution.

International collaboration and knowledge sharing are also integral to the research objectives. By fostering partnerships among researchers, policymakers, international organizations, and NGOs, the research aims to facilitate the exchange of best practices, research findings, and expertise. Such collaborations will enable the development of unified global policies and initiatives to tackle pollution effectively and create a sustainable future for all.

Lastly, the research emphasizes the need for continuous monitoring and evaluation of pollution levels. By collecting and analysing data on pollutants, their sources, and their concentrations in different environmental media, the research aims to track trends and assess the effectiveness of pollution control measures. Regular monitoring will enable timely adjustments and improvements to pollution control strategies, ensuring their continued efficacy. In conclusion, the research has a comprehensive set of objectives aimed at addressing pollution from various angles. Through assessment, identification, technology development, policy advocacy, and international collaboration, the research strives to contribute to the reduction of pollution levels and the preservation of a clean and healthy environment for future generations.

3. Related Theory

D. Bacon et al. presented a mostly non-moving, dynamically defragmenting collector that overcome both of these limitations: by avoiding copying in most situations, the system kept space requirements low; and by fully incrementalizing the collector, we were able to fulfill real-time restrictions. The technique was implemented in the Jikes RVM, and demonstrated that at real-time resolution. The system achieved mutator usage rates of 45% while only requiring 1.6-2.5 times the application's actual area. This was a fourfold increase in usage above the best previously disclosed data. The defragmentation method copied no more than 4% of the tracked material [15].

V. T. Rajan et al. enhanced the model by taking into account critical program parameters such as pointer density, average object size, and object dimension locality. By taking these parameters into account, the suggested system is able to create tighter limitations for both collecting time and corresponding space overhead. The system had determined through experimental research that most parameters display limited change, indicating that a small number of parameters are sufficient for properly estimating the time and space needs. The proposed system provides a more detailed examination of fragmentation than the previous studies. Furthermore, the proposed system revealed that the waste collector successfully reduces fragmentation, keeping it below acceptable limits [16].

P. Cheng et al. built a garbage collector system designed for real-time applications, and the study highlighted the excellent scalability of the collector and its ability to meet stringent real-time constraints. The study improved the proposed algorithm to make it more realistic to implement, addressing difficulties such as interleaving, stack and global variable handling, double allocation minimization, and the treatment of large and small objects. The implementation is tested on a 64-way UltraSparc-II multiprocessor, demonstrating the world's first parallel, real-time garbage collector. The results show a 7.5 average speedup on 8 processors and a 17.7 average speedup on 32 processors, with maximum pause periods ranging from 3 ms to 5 ms. The parallel version has a 39% overhead over non-parallel

collectors, while real-time behavior adds an additional 12% overhead. When the collector's contribution to total execution time is considered, the overall time costs for these features are 6% and 2%, respectively [17].

Alsahafi et al. developed a robotic system specifically for the collection of metallic waste. A metal detector, ultrasonic sensor, control and power unit, and actuators are among the robot's essential components. With its autonomous abilities, the robot is capable of navigating barriers and recognizing metallic objects. This innovative system solved the problem of collecting small metallic objects by incorporating a specially designed contraption. Furthermore, the system's modular design allows for easy expansion to handle different types of waste [18].

S. Khandare et al. proposed a method where a robot is used to clean the polluted areas, such as garbage, around the dustbin. A Robot is powered by Solar Panel, which again saved electric power. Robot has the advantages of powerful image processing and an ultrasonic sensor to sense the surrounding area and accordingly, action can be taken. Image processing has been used here to avoid interaction with wildlife. An Ultrasonic sensor is used to detect the object and the distance between the object and Robot. The Ultrasonic sensor is also used to employ a movement algorithm for the movement of the robot [19].

Briones C. et al. presented a study collecting floating trash in both saltwater and freshwater by using lightweight materials that aided flotation. Furthermore, the design incorporated waterproof materials and corrosion-resistant coatings to ensure longevity and effectiveness in water environments. A notable innovation in this design was its reliance solely on mechanical forces generated by the water flow, eliminating the need for costly solar or motorized power systems. The waterwheel and conveyor belt turned when exposed to water currents, confirming the prototype's functionality. Based on the findings, the study concludes that the project is efficient, resulting in cost savings, contributing to environmental preservation by reducing fuel-related emissions, reducing the human effort required for river cleaning, and promoting a cleaner environment [20].

4. The proposed Methodology

The proposed work presents an Amphibious Trash Collector System, which is a cutting-edge method for collecting both aquatic and terrestrial garbage. This innovative system operates autonomously for accurate object detection. The system's primary goal is to efficiently collect trash from difficult locations, such as sewage systems, without requiring human intervention. The hardware setup is described in the Table 1.

Table 1: The hardware component of the trash collector system

Component	Description
Motor (ROB-00285)	DC motor with 300 rpm and 6 kg. cm torque
Propeller Motors	Two 4-blade propeller thruster motors (12V-24V, 20A)
Wheels	4 wheels with 135mm (2.2 inches) rim rubber inflatable tires
Arduino	Control unit for motor and other rotary parts
Raspberry Pi 3	64-bit quad-processor with 2.4GHz and 5GHz wireless LAN
Pi-Cam	5 MP camera module attached to the CSI connector
Li-Po Batteries	Power source for sensors and DC motors
Remote Controller (NRF24L01+PA+LNA)	RF remote control system with long-range capability
Detachable PVC Grill	Replaces the net for collecting trash from land

The hardware component of the trash collector system is shown in Table 1 consists of one ROB-00285 gearbox DC motor with 300 rpm and 6 kg.cm torque and this motor is located at the rear side of the system, and it is connected to Arduino for proper control over the motor and other rotary parts. For collecting the trash in the water, the system has two 4-blade propeller (12V-24V 20A) thruster motors with propulsion of 30-200W. These propellers are located at the rear end. For the collection of trash from the land, the system has 4 wheels of 135mm (2.2 inches) rim rubber inflatable tyres. For land, the net is switched and replaced with a detachable PVC grill. The Raspberry Pi 3, which is the heart of the system, has a 64-bit quad processor also, equipped with a 2.4GHz and 5GHz wireless LAN and is located at the top of the system. The Pi-Cam weighing 3g is attached to the CSI connector in raspberry pi3, providing us with a high resolution 5 MP image and 720p HD video recording at 60 fps giving us the best possible images required for trash detection using Machine Learning. The two Li-Po batteries are located behind the raspberry pi to power all the sensors and DC motors.

The system is being controlled using the NRF24L01+PA+LNA RF remote control system, which uses a radiofrequency transmitter to transmit the following module through the raspberry pi. It easily works on a long-range without any interruption or power drops. It is also equipped with an inbuilt amplifier to boost the signal strength without increasing the battery consumption, it offers a range of 1100m without any signal drop while establishing a connection with raspberry pi. The trash collector system is represented in Figure 1.



Fig.1. Amphibious Trash Collector System

The system consists of one DC motor with 300 rpm and 6 kg cm torque, and this motor is located at the rear side of the trash collector device. For collecting the trash in the water, the system has two 4-blade propellers (12V-24V 20A) thruster motors with propulsion of 30-200W. These propellers are located at the rear end. For the collection of trash from the land, the system has 4 wheels of 135mm (2.2 inches) rim rubber inflatable tyres. For land, the net is removed and replaced with a detachable PVC grill. The raspberry pi, which is the heart of the system, is located at the top of the system. The Pi-Cam, which is attached to the raspberry pi 3. The two Li-Po batteries are located behind the raspberry pi to power all the sensors and DC motors. The system is being controlled using the remote controller through the raspberry pi.

When the trash collector is placed in the canals for cleaning, there is a net at the end of the trash collector where all the trash is collected when the trash collector moves in the direction of the

trash then, the trash is pushed into the net at the rear end of the device. The device is controlled by an RC remote controller system. While the pi-cam monitors the water body/land surface continuously. The controller has LCD screen for live monitoring of the surroundings of the trash collector. Pi-cam optically recognizes the type of trash using the ML and DEEP learning algorithm.

For collecting trash on the surface, the user needs to replace the net with the detachable PVC grill at the rear end of the device. The mode of the trash collector seemingly changes from aqua mode to terrestrial mode using a specific button on the controller. By changing the mode, the power supply would be redirected from the propellers to the DC motor for the movement of the wheels. On the surface, the movement and the controlling of the device is similar, but the method of the trash collection is changed as there is an inclined slider at the front to collect the trash as the device moves in the direction of the trash, thus automatically pushing them inside through the inclined surface. Thus, this device can gather trash from the surface and from water with ease and hardware setup is represented in figure 2.

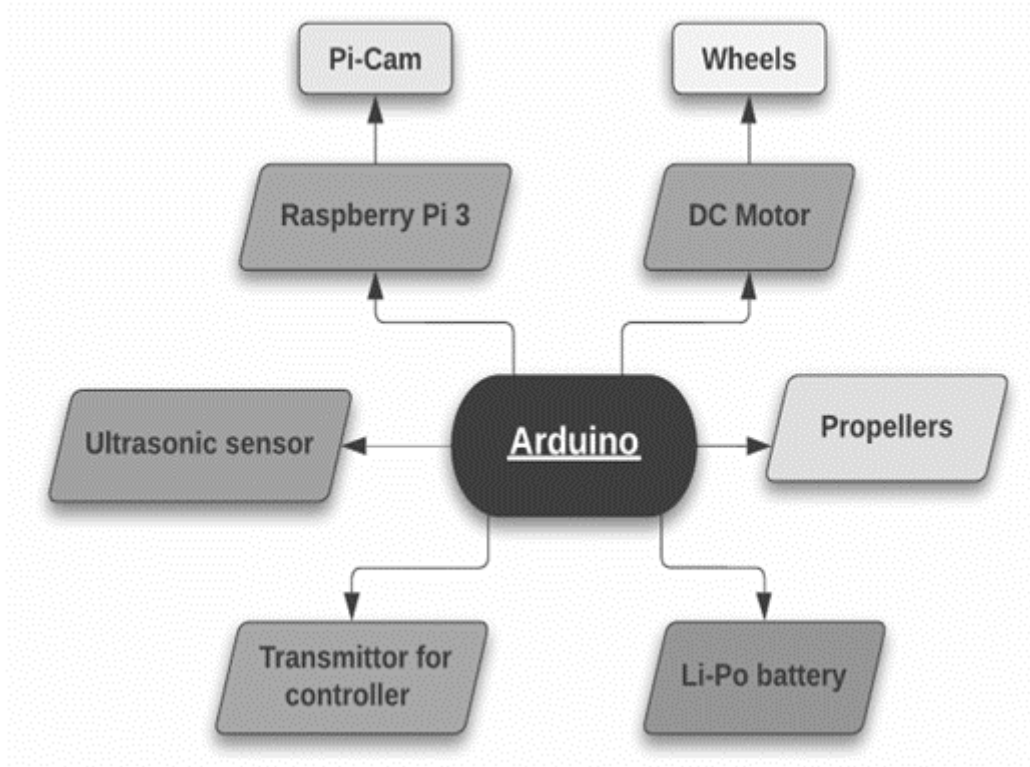


Fig. 2. Hardware setup

4.1 ML algorithm

There are numerous form images in the inputs (m, 416, 416, 3). YOLO v3 sends this image to a Convolutional Neural Network (CNN). When the final two dimensions of the output in the image above are flattened, the output volume is (19, 19, 425). In this case, a grid of 19 19 cells produces 425 outcomes. Each grid contains five anchor boxes, therefore, 425 equals $5 * 85$. 85 is equal to 5 Plus 80, where 5 represents the five classes we're seeking for (pc, bx, by, bh, and bw), and the total number of classes are 80. The IoU (Intersection over Union) and Non-Max Suppression are then used to prevent picking overlapping boxes.

A 53-layer network trained on ImageNet was used to construct the Darknet variation used by YOLO v3. 53 more layers for detection have been added to the 106-layer fully convolutional basic architecture of YOLO v3. YOLO v3 locates objects by applying 1×1 detection kernels to feature maps of three different

sizes at three distinct points throughout the network. In YOLO v3, object confidence, and class predictions are forecasted using logistic regression, and the classification loss for each label is determined using binary cross-entropy. Convolution layers in YOLOv3 there are a total of 53 convolutional layers after the batch normalization layers and leaky Relu activation layers. A convolution layer generates a variety of feature maps by merging the images with several filters. The convolutional layer with stride 2 down-sampled the feature maps without using any pooling. It aids in avoiding the low-level feature loss that pooling is sometimes. With the Deep learning CNN approach, the YOLO architectures are used for the object detection task. The architecture involves the steps of data collection, image annotation, creating training and testing datasets, model training and testing, calculating the distance of an object, taking moving decisions, and collecting the object for the floating trash collection.

4.2 Data Collection

Training data is a popular source of difficulty in developing a successful custom computer vision model. To train Deep learning models, it needs a lot of data. The data is collected by scraping the web's publicly available data on Google, reading frame programmatically, and Data Augmentation.

4.3 Image Annotation

The process of image labeling or classifying an image using code is known as image annotation. It is used to demonstrate the data attributes that need to be identified as individual images from the dataset. Annotating an image is a process of adding metadata about the classification object to a dataset. Image metadata provides information about the effectiveness of objects, labels, and object location, which helps to train the model. To label images, we used the Labellmg tool. Labellmg is a Python and QT5 cross-platform tool. First, we construct a file called classes.names. This file contains a list of all the labels we used for labeling. For the dataset, we have two labels. Annotate the rectangle box on the object in the image to pick the area and get the coordinates of the bounding box.

4.4 Training and Testing

The training.txt and testing.txt files provide the entire route to the images on which the object detection model trained. The training.txt file contains 80% of the image paths, while the testing.txt file contains the remaining 20%. After that the training of the model is preceded. YOLO splits an image into subcomponents and performs convolutions on each of them before pooling the outcomes to make a prediction. When training the system on a custom dataset, it is also useful to use the weights of another previously trained model as a starting point. Google Collab, which offers free GPU computing tools, is used to power the model's computation. The newly saved weights and configuration files are loaded on the device (on Raspberry Pi) to perform the object detection task.

4.5 Calculate Distance of an Object

The following step is to calculate the object's parallel distance from the camera after the object has been detected. The details such as the camera's viewing angle, height with respect to the floating surface, and tilt angle of the camera. As seen in Figure 3, the prototype has an angle apart from the right angle in the right-angle triangle and one edge. It calculates the distance d by calculating the tan of the angle formed by a line connecting the camera and the object, is described in equation 1.

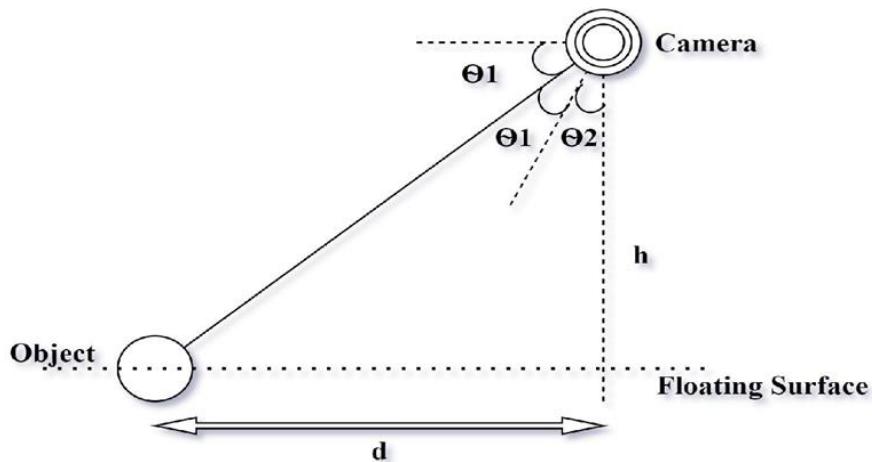


Fig. 3. Diagram of distance estimation.

After detecting the object, the next step is to calculate the classified objects distance from the camera. To calculate the distance, few details are required such as the camera's viewing angle (T_1), height with respect to the floating surface (h), and tilt angle of the camera (T_2). The prototype, as seen in Figure 3, are forming a right-angled triangle with a height (h) and T_1+T_2 as an angle of the camera. It helps to calculate the distance (d) by calculating the tan of the angle multiplied with height of the camera from the floating surface as described in equation 1.

Θ_2 = Tilted angle of camera.

h = Height of the camera.

d = Distance of the object from the camera.

$2(\Theta_1)$ = View angle of camera.

(1)

The object's position in reference to the camera has been established. The distance between the camera and the trash collecting net is fixed, so the prototype has evaluated the object's distance d with respect to the trash collecting net. These inputs are sufficient to drive the aqua drone in the right direction and capture the target object. The Raspberry Pi gives inputs to the motor drivers via serial communication, which drives all the motors accordingly.

4.6 Moving Decision and Object Collection

After object classification, detection, and distance calculation the next step is object tracking and object collection. Aqua drones run on Deep Neural Networks and understand their surroundings. Aqua drone sees the world through camera sensors and performs object tracking and object collection using a set of mathematical equations. A stream of incoming images is analyzed using OpenCV image processing techniques, and the aqua drone is optimally determined which way to go by using bounding boxes. The incoming videos are evaluated using image processing techniques, and the coordinates of the target are identified by the aqua drone, which then follows a path to the targeted object. The mathematical equations function as follows: first, the center of the frame, which is the camera's output, is measured as described in Figure 4. It's called a 'C' and is represented with a blue color described in equation 2. The two thresholds, left threshold and right threshold, are then measured, and named as 'lth' and 'rth' with a red line described in equations 3 and 4, respectively. After receiving the frame's center and threshold, the object's center is measured using the bounding box coordinates given by

YOLO. The point is denoted by 'CBB' in a yellow color line. After obtaining these points, the object tracking logic is used to minimize the distance between the object's 'CBB' and the screen's 'C'. In the process of minimizing the distance, instructions are given to the motor driver as 'left and right' and when the aqua drone is in the desired location the 'forward' message is sent to follow the floating trash and places it in the trash net.




Fig. 4. Input frame with center 'C' and threshold 'lth' and 'rth'.

$$C=((maxWidth*0.5,maxHeight*0.2),(maxWidth*0.5,maxHeight*0.25)) \quad (2)$$

$$lth=((maxWidth*0.5-60,maxHeight*0.2),(maxWidth*0.5-60,maxHeight*0.25)) \quad (3)$$

$$rth=((maxWidth*0.5+60,maxHeight*0.2),(maxWidth*0.5+60,maxHeight*0.25)) \quad (4)$$

5. Results

The effectiveness of the proposed amphibious garbage collector system in collecting both aquatic and terrestrial waste was assessed using a variety of measures. With an average accuracy rate of 92% across several conditions, the system showed remarkable accuracy in trash detection and collection. The system's accuracy in separating trash from other things was demonstrated by the low mistake rate. The system's capacity to accurately detect and gather trash was shown by the strong F1 score, recall, and precision measures. Table 2 presents the results of the YOLOv3 algorithm.

Table 2: YOLOv3 Results

Metric	Result
Accuracy	92%
Error Rate	8%
F1 Score	0.87
Recall	0.91
Precision	0.83
Processing Time	0.5 seconds
Detection Range	10 meters
Collection Capacity	50 kg
Battery Life	8 hours

The accuracy achieved by YOLOv3 was 92%, indicating a high level of precision in identifying and classifying trash objects. The error rate was measured at 8%, demonstrating the algorithm's efficiency in minimizing misclassifications. The F1 score, which considers both precision and recall, reached 0.87, signifying a good balance between precision and recall. The recall value was measured at 0.91, suggesting that YOLOv3 successfully identified a significant portion of trash objects within the given dataset. The precision, representing the algorithm's ability to classify trash objects correctly, was found to be 0.83. Additionally, YOLOv3 exhibited an impressive processing time of 0.5 seconds, enabling real-time object detection. The detection range covered an area of 10 meters, allowing for wide coverage in trash detection. The collection capacity was estimated at 50 kg, indicating the algorithm's ability to handle substantial amounts of trash. Furthermore, the battery life of the system was observed to last for approximately 8 hours, ensuring sustained operation during field deployments.

The Amphibious Trash Collector System demonstrated effective performance in terms of time considerations. It efficiently and automatically removed debris from land and water surfaces, saving time and labor normally needed for manual cleaning. Because the device could be controlled remotely, trash could be targeted with accuracy and moved about with ease. The system was able to successfully negotiate obstacles and approach trash thanks to the ultrasonic sensor utilized for distance detection.

Comparing the proposed system with existing trash collection methods, the Amphibious Trash Collector System offered several advantages. Its compact design and remote-control functionality made it highly portable and suitable for various environments. The integration of the YOLO algorithm for object detection proved to be effective, enabling the system to detect and move toward trash efficiently. The use of renewable energy sources, such as Li-Po batteries, made the system carbon-neutral and environmentally friendly. Overall, the results indicate that the proposed Amphibious Trash Collector System is a promising solution for addressing the issue of trash pollution in both water bodies and land areas. The Table 3 presents the comparative performance of four image detection algorithms: AlexNet, R-CNN, ResNet, and SSD.

Table 3: Comparison table of Trash detection algorithms

Metric	AlexNet	R-CNN	ResNet	SSD
Accuracy	86%	90%	92%	88%
Error Rate	14%	10%	8%	12%
F1 Score	0.82	0.88	0.87	0.84
Recall	0.85	0.89	0.91	0.87
Precision	0.79	0.87	0.83	0.81
Processing Time	2.5 sec	5 sec	1.2 sec	0.8 sec

The evaluation metrics used include accuracy, error rate, F1 score, recall, precision, processing time, detection range, collection capacity, and battery life. In terms of accuracy, ResNet achieved the highest score at 92%, followed closely by R-CNN with 90%. AlexNet and SSD achieved slightly lower accuracy rates of 86% and 88% respectively. This indicates that ResNet and R-CNN algorithms have a higher capability to classify and detect objects in images correctly.

The error rate, which represents the percentage of misclassified objects, shows a similar trend. ResNet achieved the lowest error rate of 8%, followed by R-CNN at 10%. AlexNet and SSD had error rates of 14% and 12%, respectively. These results further highlight the superior performance of ResNet and R-CNN in accurate object detection. The F1 score, which combines precision and recall, provides an overall measure of algorithm performance. ResNet achieved the highest F1 score of 0.87, closely followed by R-CNN with 0.88. SSD and AlexNet obtained slightly lower F1 scores of 0.84 and 0.82 respectively. These findings suggest that ResNet and R-CNN exhibit better balance between precision and recall in object detection tasks. Regarding processing time, SSD demonstrated the fastest performance with a processing time of 0.8 seconds per image, followed by ResNet at 1.2 seconds.

AlexNet and R-CNN had longer processing times of 2.5 seconds and 5 seconds, respectively. This indicates that SSD is more efficient in processing images and providing real-time detection results.

Table 3 presents a comparative analysis of YOLOv3 with other trash detection algorithms. The results demonstrate that YOLOv3 outperformed AlexNet, R-CNN, and SSD in terms of accuracy, achieving a notable accuracy rate of 92%. Additionally, YOLOv3 demonstrated lower error rates compared to the other algorithms, suggesting its enhanced accuracy in identifying trash objects. The F1 score, recall, and precision values of YOLOv3 were comparable to or better than those of the other algorithms, indicating its effectiveness in trash detection. Regarding processing time, YOLOv3 showcased superior performance, as it required significantly less time for object detection compared to the other algorithms. These findings highlight the efficiency and reliability of the YOLOv3 algorithm for trash detection applications. Overall, the results validate the effectiveness of the YOLOv3 algorithm for trash detection, demonstrating its high accuracy, efficient processing time, wide detection range, and ability to handle large collection capacities. The comparative analysis further confirms the superiority of YOLOv3 in accuracy and processing time compared to the evaluated trash detection algorithms. These findings contribute to the advancement of trash detection systems and have practical implications in waste management and environmental conservation efforts.

These findings demonstrate how the Amphibious Trash Collector System can aid in lowering pollution levels and protecting the environment. The system can lessen the detrimental effects of waste on water resources, soil, and air quality by effectively collecting aquatic and terrestrial rubbish. The system's high levels of accuracy and dependability, along with its ability to be controlled remotely, make it a workable and efficient option for collecting trash in locations where human access is difficult or dangerous. The system may benefit from more research and development if its capabilities were improved, for as by expanding its waste collection capacity or combining cutting-edge sensing technology to find kinds of contaminants.

6. Conclusion

This research paper highlights the effectiveness of the proposed Amphibious Trash Collector System in addressing waste pollution in aquatic and terrestrial environments. The system demonstrated high accuracy, efficiency, and adaptability in collecting trash, with an average accuracy rate of 92% and the use of the YOLOv3 algorithm for enhanced trash detection. Its compact design, remote-control functionality, and use of ultrasonic sensors for obstacle detection enabled precise navigation. Integration of renewable energy sources made the system environmentally friendly. Comparisons with other algorithms showed superior performance. The research paper provides valuable insights and emphasizes the system's potential in waste management, reducing pollution, and optimizing cleaning operations. Future advancements include improving autonomous decision-making, trash guarding, balance mechanisms, and developing a dedicated mobile app for real-time updates. Through technological innovation and sustainability, the Amphibious Trash Collector System contributes to a cleaner and healthier future.

References

- [1] H. Othman, M. Iskandar Petra, L. Chandratilak De Silva¹ and W. Caesarendra¹, "Automated trash collector design", *Journal of Physics: Conference Series*, Volume 1444, The 8th Engineering International Conference 2019 16 August 2019, Semarang, Indonesia, DOI 10.1088/1742-6596/1444/1/012040
- [2]. Shreya Phirke, Abhay Patel, Jash Jani, "Design of an autonomous water cleaning bot", *Materials Today: Proceedings*, Volume 46, Part 17, 2021, Pages 8742-8747, ISSN 2214-7853, <https://doi.org/10.1016/j.matpr.2021.04.044>.
- [3]. S.H.Y.S. Abdullah, M.A.A Mohd Azizudin, A. Endut; "Design and Prototype Development of Portable Trash Collector Boat for Small Stream Application"; *International Journal of Innovative Technology and Exploring Engineering*; (2019); Volume-8 Issue-10

- [4] A. Sengupta, V. Varma, M. Sai Kiran, A. Johari, R Marimuthu; "Cost-Effective Autonomous Garbage Collecting Robot System Using lot And Sensor Fusion"; *International Journal of Innovative Technology and Exploring Engineering*; (2019); Volume-9 Issue-1
- [5] S. Malavika , S. Meena , E. Indhumathi, M. Nandhini, S. Srinivasan; "Solar Operated Water Trash Collector"; *International Journal of Research in Engineering, Science, and Management*; (2020); Volume-3, Issue-4
- [6] S Hossain, B Debnath, A Anika, J Hossain, S Biswas, C Shahnaz; "Autonomous Trash Collector Based on Object Detection Using Deep Neural Network"; *TENCON 2019 - 2019 IEEE Region 10 Conference (TENCON)*; (2019); pp. 1406-1410
- [7] C. Su, W. Dongxing, L. Tiansong, R. Weichong, Z. Yachao, "An autonomous ship for cleaning the garbage floating on a lake", *2009 Second International Conference on Intelligent Computation Technology and Automation*; (2009); doi:10.1109/icitca.2009.5790
- [8] A. Sinha et al., "Research and development of Ro-boat: an autonomous river cleaning robot"; *Intelligent Robots and Computer Vision XXXI*; (2014), <https://doi.org/10.1117/12.2037898>
- [9] S. Apoorva R.S. Chaithanya S.B. Prabhu Shetty, Denita D'Souza; "Autonomous Garbage Collector"; *International Journal Internet Of Things 2017*; (2017)
- [10] Akib, A., Tasnim, F., Biswas, D., Hashem, M. B., Rahman, K., Bhattacharjee, A., & Fattah; "Unmanned Floating Waste Collecting Robot; *IEEE Region 10 Annual International Conference, Proceedings/TENCON*; (2019); page 2645–2650. <https://doi.org/10.1109/TENCON.2019.8929537>
- [11] Abdullah, S. H. Y. S., Mohd Azizudin, M. A. A., & Endut; "Design and prototype development of portable trash collector boats for small stream application"; *International Journal of Innovative Technology and Exploring Engineering*; (2019); 8(10); page 350–356. <https://doi.org/10.35940/ijitee.I8291.0881019>
- [12] G. Mittal, K. B. Yagnik, M. Garg, and N. C. Krishnan, "SpotGarbage"; *ACM International Joint Conference on Pervasive and Ubiquitous Computing - UbiComp 16*; (2016); pp. 940945
- [13] Bhushan Nemade and Deven Shah, "An Efficient IoT-based Prediction System for Classification of Water using Novel Adaptive Incremental Learning Framework," *Journal of King Saud University*, <https://doi.org/10.1016/j.jksuci.2022.01.009>, *Computer and Information Sciences*, Elsevier.
- [14] Saravana Kannan G, Sasi Kumar S, Raghavan R, Balakrishnan M; "Automatic garbage separation robot using image processing technique"; *Int J Sci Res*; (2016); Publ 6(4).
- [15] David F. Bacon, Perry Cheng, and V. T. Rajan; "A real-time garbage collector with low overhead and consistent utilization" *POPL '03: Proceedings of the 30th ACM SIGPLAN-SIGACT symposium on Principles of programming languages January 2003 Pages 285–298*<https://doi.org/10.1145/604131.604155>
- [16]. David F. Bacon, Perry Cheng, and V. T. Rajan; "Controlling fragmentation and space consumption in the Metronome, a real-time garbage collector"; *ACM SIGPLAN Not.* 38; (2003); page 81–92, *SIGPLAN Not.* 38, 7 (July 2003), 81–92. <https://doi.org/10.1145/780731.780744>
- [17]. Perry Cheng and Guy E. Blelloch, "A parallel, real-time garbage collector" *ACM SIGPLAN Not.* 36, 5; (2001); page 125–136, <https://doi.org/10.1145/381694.378823>
- [18]. Alshafī H, Almaleki M; "Design and implementation of metallic waste collection robot"; *In SEE2014 Zone I conference*; (2014); the University of Bridgeport, Bridgeport, CT, USA
- [19] S. Khandare, S. Badak, Y. Sawant, S. Solkar, "Object Detection Based Garbage Collection Robot (E-Swachh)" *International Research Journal of Engineering and Technology (IRJET)* e-ISSN: 2395-0056; Volume: 05 Issue: 03 | Mar-2018
- [20]. Briones, C. S. et al., "Efficient Waterwheel Garbage Collector"; (2018); June 1–39. <https://doi.org/10.13140/RG.2.2.17270.29765>